

**HILLWOODS SCHOOL**  
**SESSION -2024-25**  
**SUMMER VACATION**  
**HOLIDAY HOMEWORK**  
**CLASS -JUNIOR KG**



Hey! Fun days are back once again. Now you can eat your breakfast at leisure, enjoy peppy music, watch your favourite T.V programmers', sleep till late, read lots of books and list goes on...

To add "zing" to our fun filled vacations, here you have your holiday activities packet..... So, get ready for your activities along with the help of your parents.



➤ **HERE IS A LIST OF THINGS YOU CAN DO TOGETHER**

- Read out a short story to the child everyday. Read your books.
- Involve the child in simple household activity like watering the plants, clearing the table, shelling the peas, putting back the toys, etc.
- Playing indoor games like snakes & ladder & bingo, passing the parcel.
- Take your child for a nature walk around the house and look out for flowers of different colors, butterflies, birds, insects, etc. This will allow the child to explore his/her surroundings.
- Engage your child in open-ended discussions (in English) and encourage him / her to speak about various topics like- the story you read, the plants in the garden, the new vegetables or fruits that he/ she has saw, about their favorite things, etc. This will help them to improve their communication skills.
- Do your assignment book let nicely with pencil

Happy Holidays





**Dear students,**

Here are few tasks for you to be completed during the vacation. Do remember to complete it after reading them carefully. You need to do a lot of research work and submit it to school on the first day after vacation.

Happy Holidays!

**Some Tips for holiday homework:**

- All the work must be done in A4 size colour paper and should be compiled in a folder or file cover
- Be independent and do the work on your own
- Parents are requested to only guide their children while doing the assignment
- Originality of work will be appreciated



**Holiday  
Homework**

***ENGLISH***

Name \_\_\_\_\_

Date \_\_\_\_\_

# Alphabet

## Tracing Letters

Aa Bb Cc Dd Ee Ff

Gg Hh Ii Jj Kk Ll

Mm Nn Oo Pp Qq Rr

Ss Tt Uu Vv Ww Xx

Yy Zz

## Cursive Strokes

Trace the dotted lines and write them in the empty boxes beside them.

### Right-up Small Curve


### Right-up Long Curve




### Top-right Small Curve


### Top-right Long Curve







### Thread


## Cursive Letter - A

Trace the letter on these dotted lines.





Write the letter in these empty boxes.






B for Bat

Trace and write :









*c for cat*

Trace and write :





# Holiday Homework

*MATHS*



Numbers in sequence 1 to 50

1	11	21	31	41
10	20	30	40	50

Colour the Given Picture





# Holiday Homework

HINDI



स्वरों को सही क्रम में लगाइए। Arrange the swar in correct sequence.

--	--	--	--

--	--	--	--	--

--	--	--	--

इ ओ ऋ अः

अ उ ए

ऊ अं आ

ऐ औ ई



## TAKE HOME ACTIVITY FOR KG KIDS:

Students will make a Colourful wall hanging / Flash Cards on theme: Monsoon / favourite Vegetables / Fruits / Healthy Food ...

Figure 1



Figure 2



