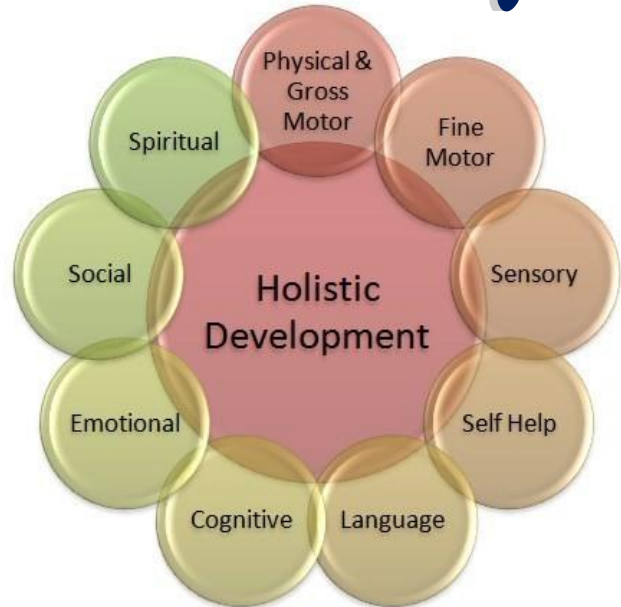




Holidays Homework
Class – II
Session – 2024 -25



Developing My Skills



Dear Parents,

We wish you and your child a very happy summer holidays. It's time to enjoy and create a bond with family, friends and relatives. To utilize this time in the most constructive way we have prepared Holidays Homework for the students on the principle of "learning by doing" for his/her holistic development.

Kindly ensure that the holidays homework is completed by the students under the guidance of the parents.

Physical Development

- * Take your child with you for morning/evening walk.
- * Play different games like hide and seek, football, ludo, chess etc. with your child. This will encourage them to express freely and will make them more responsible.

Language Development

- * Encourage your child to converse in English.
- * Choose any one object from your surroundings every day, let your child speak few lines on it to develop their speaking skills.

We are positive that the combined endeavours shall bring about the desired all-around development of the child.

Let's make a difference:

- **Be a Friend**: You can play games with your child. Games like Ludo, Carrom board, and Scrabble keep the children entertained and engaged.
- **Be Aware of Their Surroundings**: Encourage them to watch various informative T.V channels like Discovery, National Geographic channel and Animal Planet.
- **Inculcate a Sense of Responsibility**: Even the little ones can be taught to do small jobs and develop a sense of responsibility. They can undertake activities like laying the table, filling the water bottles, dusting, watering plants, taking care of their pet, cleaning their cupboard, arranging their toys etc.
- **Click the Photo**: Capture a photo of your child while lending a hand (helping you) and having fun with you, then cut and paste it into an A4 size paper.



Note for Children

Children should

- **Appreciate Nature** - Adopt or grow a plant.
- **Unravel the Artist in them** - Create a new story, try a new recipe with elders, learn new songs, play an instrument.
- **Inculcate Good Manners** - Respect parents, grandparents and all elders. Use three magical words (Sorry, Please and Thank you) often. 'A little more courtesy goes a long way.'
- **Save Nature** - Contribute to save our precious environment. Minimize the wastage of resources like water, fuel and electricity.
- **Work on Language Skills** - Read story books.



CHILDREN OF THE WORLD

*We are all born in a different way
How We look and what we say*

*From different countries around the world
of different genders: boys and girls*

Of many sizes and colours, too

The things we like and the things we do

We're sure glad it works this way

The world is so colourful every day

*If everyone were the same, you see you wouldn't be you and I
wouldn't be me!*

CHILDREN OF THE WORLD



**STANDING FOR
CULTURAL DIVERSITY AND GLOBAL UNITY**



THEME - STATES

Our country is an amazing place! We have people from different states, cultures, traditions and beliefs living together like a big family. To foster life-long friendships and healthy relations with each other in this big family we need to understand and respect not just our culture but culture of others.

So kids, this summer our holidays home work provides you an opportunity to hop on a journey to explore and enjoy delicious food cuisines, traditional costumes, festivals and celebrations and also learn about interesting facts about different states.

Hope you will enjoy this experience through fun filled worksheets and art & craft activities with the guidance and support of your parents.

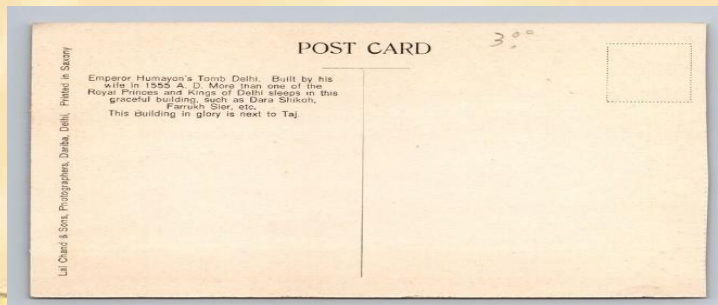



ENGLISH

'State Postcard'

Choose a state of your choice and design a postcard highlighting its unique features like landmark, culture, attractions etc. You can draw pictures, write a short description and even include few fun facts about the state. This is a fun way activity to learn about different places while practicing English skills!

For example - On one side of postcard paste the picture of famous monument of Sydney and on the other side write about it.



EVS


'State Collage'

Pick a state and make a collage showcasing its unique features such as landmark, festivals, dress, famous food, dance, wildlife, famous people etc.

You can use pictures from magazines, newspapers, or printouts, along with drawings or stickers to represent different aspects of the state.

This activity will not only teach them about states but also improve their observation skills and creativity in expressing what they've learned about each state.

Example - Bihar



MATHEMATICS

'Destination Math'

1. Find out where the Statue of Unity is situated. Provide the name of the state or city where it is located.
2. Once you've identified the location, find out the distance between Gandhinagar and the Statue of Unity.
3. Write down the distance in numbers. For example, if the distance is 150 kilometers, write "Distance: 150 km".
4. Write the distance in expanded form, emphasizing the place value and face value of each digit. For example:

- Distance: 152 km

- Expanded form:- $152 = 1\text{hundred} + 5\text{tens} + 2\text{Ones}$

- Place value:-

1	5	2	
		└─┬─> Ones	
		└─┬─> Tens	
	└─┬─> Hundred		

This homework will help you practice both geography and math skills. Enjoy your learning journey!



हिंदी

'राज्यों का परिचय'

प्रत्येक विद्यार्थी एक राज्य का चयन करें व राज्य के नक्शे को आकर्षित बनाते हुए उसका चित्र चिपकाएँ।

उस राज्य के बारे में कुछ महत्वपूर्ण तथ्यों को लिखें जैसे - राज्य का भोजन, प्रसिद्ध स्थान और वस्त्र के चित्र चिपकते हुए नाम लिखें।

यह कार्य विद्यार्थियों को अपनी लेखन और चित्रकला कौशलों का विकास करने में मदद करेगा, साथ ही उन्हें उनके चयनित राज्य के बारे में समझने में मदद करेगा।

उदहारण - गुजरात का नक्शा



ART INTEGRATED PROJECT

Jammu & Kashmir

The Crown Of India

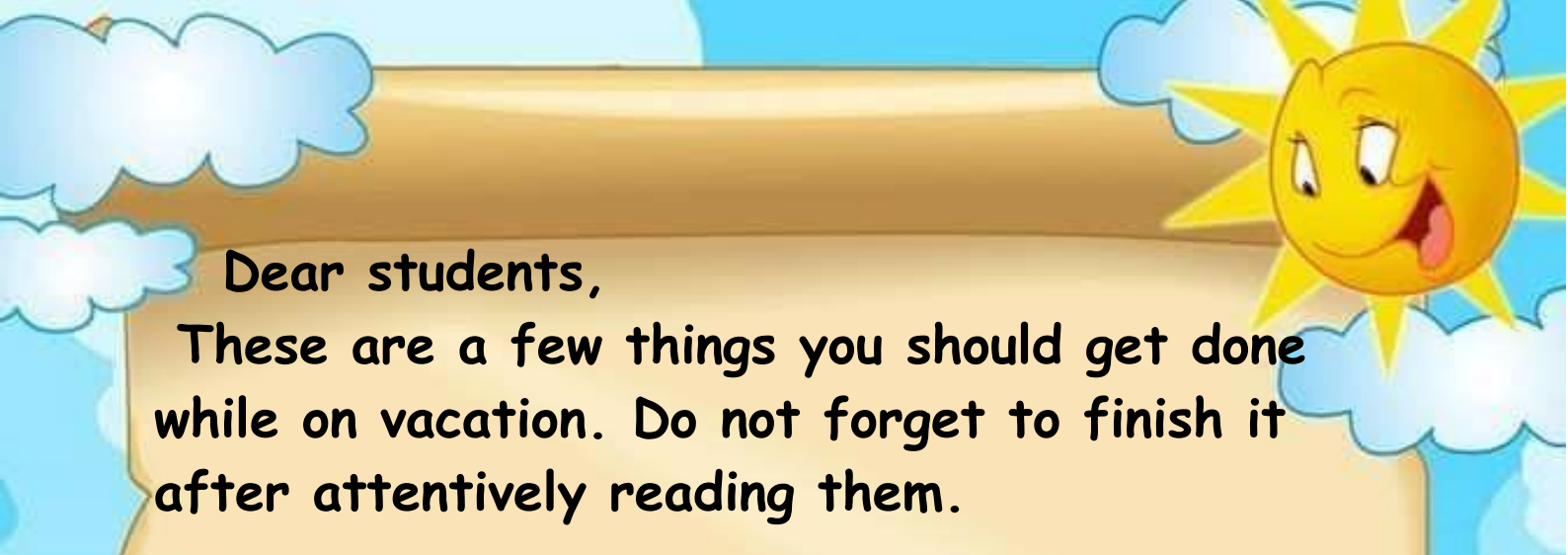


Activity

“Tourist Place”

Paste the picture of any 5 tourist places of Jammu & Kashmir and write two facts about it.





Dear students,
These are a few things you should get done while on vacation. Do not forget to finish it after attentively reading them.

HAPPY HOLIDAYS!

➤ **Some Tips for holidays homework:**

- All the work must be done in A4 size colour paper and should be compiled in a handmade folder or file cover.
- Be independent and do the work on your own.
- Parents are requested to only guide their children while doing the assignment.
- Originality of work will be appreciated.
- Assignment will be assessed on the basis of content, creativity and presentation.



Create a project or model using any topic you want from the list, provided that it corresponds to the subjects assigned to the corresponding roll numbers.

Topics

English - Adjective, Preposition, Verb

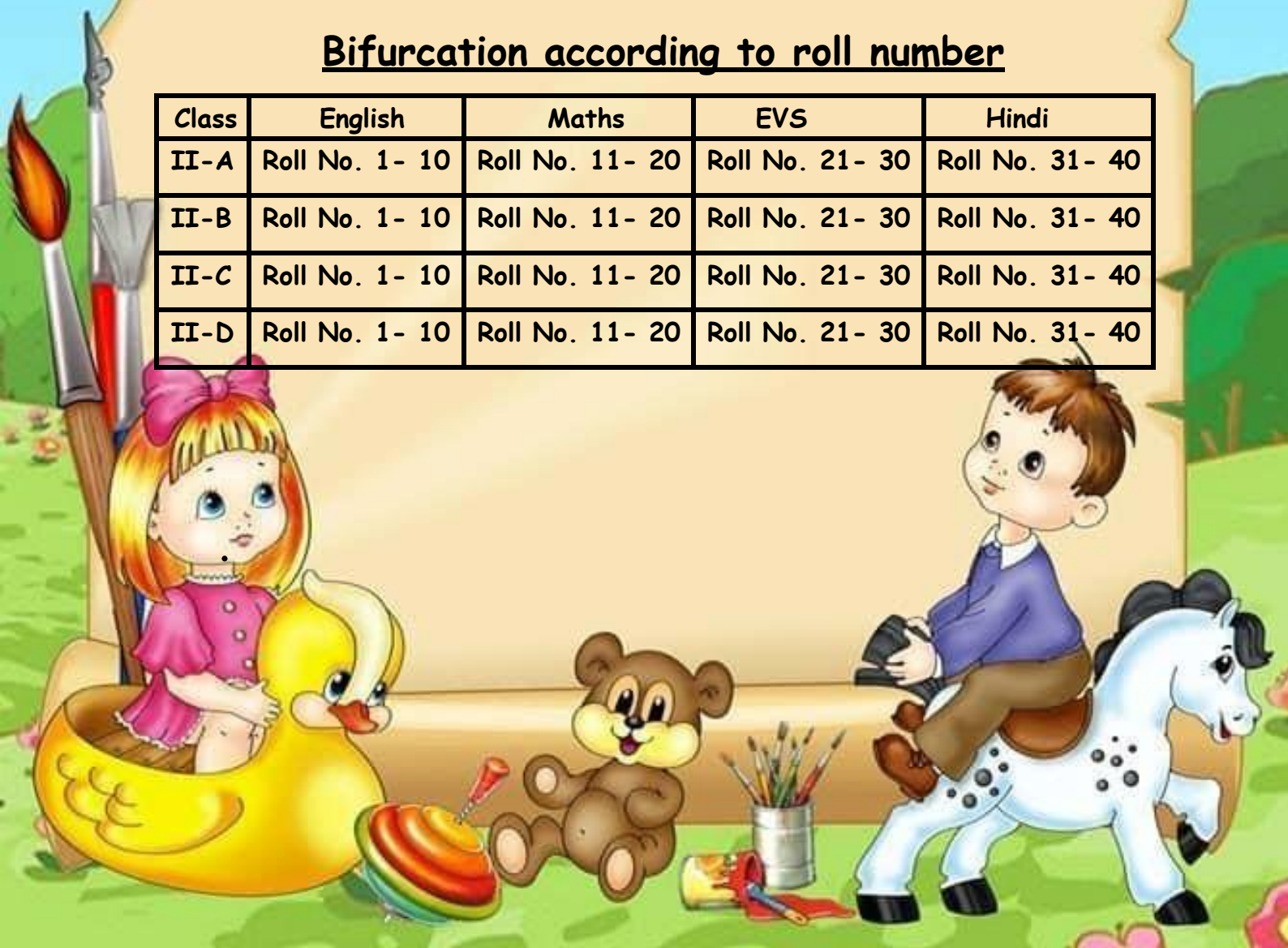
Mathematics - Multiplication tables, Measurement, 2D & 3D shapes

EVS - Different types of Food, Landforms, Different types of Houses

Hindi - मात्रा चक्र, पर्यायवाची फूलदान, विशेषण

Bifurcation according to roll number

Class	English	Maths	EVS	Hindi
II-A	Roll No. 1- 10	Roll No. 11- 20	Roll No. 21- 30	Roll No. 31- 40
II-B	Roll No. 1- 10	Roll No. 11- 20	Roll No. 21- 30	Roll No. 31- 40
II-C	Roll No. 1- 10	Roll No. 11- 20	Roll No. 21- 30	Roll No. 31- 40
II-D	Roll No. 1- 10	Roll No. 11- 20	Roll No. 21- 30	Roll No. 31- 40






INSTRUCTION

Students are required to select one topic from the list of subjects assigned to them based on their roll number. After which they must make a project or model on that specific subject.










NOTE

The Submission for the
Holiday homework will be
On 25th June, 2024





Kindly encourage writing practice on a
DAILY basis (not more than half an hour)
with stress on neatness and proper
formation of letters.



HAPPY HOLIDAYS!

