



Hillwoods School

C.B.S.E. affiliated Senior Secondary School

SUMMER VACATION

HOME WORK

CLASS-I (SESSION 2024-25)





Summer

Summer Vacation is synonymous with fun and frolic, getting up late in morning, playing for longer hours with friends, going for picnic and watching fun filled shows on TV. But there is a lot more to do to make your Vacations more interesting and meaningful. As important as it is to rest and enjoy, it is also important to continue to learn. You can spend your time as you wish but make sure that along with enjoying and relaxing make this summer a time to learn new things, exploring the opportunities available. To enhance your learning, we have planned activities to keep your skills sharp and concepts clear. Use your energy and give a vent to your creativity.

**RELAX, ENJOY, HAVE LOTS OF FUN AND
COME BACK REFRESHED.**



DEAR PARENTS HERE IS A LIST OF THINGS YOU CAN DO TOGETHER:

- Read out a short story to the child every day. Read your books.
- Involve the child in simple household activities like – watering the plants, clearing the table, shelling the peas, putting back the toys, etc.
- Play indoor games like snakes & ladder, Chess, Carrom, bingo, passing the parcel.
- Take your child for a nature walk around the house and look out for flowers of different colours, butterflies, birds, insects, etc. This will allow the child to explore his/her surroundings.
- Engage your child in open-ended discussions (in English) and encourage him/her to speak about various topics like- the story you read, the plants in the garden, the new vegetables or fruits that he/she has saw, about their favourite things, etc. This will help them to improve their communication skills.
- Use of simple greetings and courtesies to improve their speaking skills.



Dear Parents...



- Let your child colour, draw, paint, play with water and sand etc.
- Restrict his or her television watching, confining it to interesting children's programs, cartoon films, Discovery channel etc.
- To improve the formation of letters, make your child write a page every day.
- Develop self-help skills: Let your child dress and feed on his/her own.
- Make him understand the importance of cleaning his room and putting away toys and belongings after use.



Let us sing loudly....

JUNE BY JOHN UPDIKE



The sun is rich
And gladly pays
In golden hours,
Silver days,



And long green weeks
School's out.

The time Is ours to spend.



There's Little League,
Hopscotch, the creek,
And, after supper,
Hide-and-seeK.



The live-long light
Is like a dream,
and freckles come
Like flies to cream.

TOPICS

ENGLISH

1. Explore Noun: Fun With Words
2. Look at the picture and tick correct noun.
3. Do one page of cursive writing daily.

MATHS

1. Addition Game.
2. Unscramble the letters and write correct number names.

HINDI

1. संज्ञा की पहचान
2. चित्र को सही संज्ञा शब्द के साथ जोड़ें ।

E.V.S.

1. Draw pictures of 5 objects with creativity to spread awareness " Save Nature-Save Future".
2. Source of Food.
3. Name the houses
4. Paste the map of Jammu & Kashmir and mention famous tourist places.



ENGLISH

EXPLORE NOUN :FUN WITH WORDS



NOUN

Look at the picture and write the noun words into the correct categories.



Doctor



Singer



Beach



Table



Ball



Monkey



Cat



Airport



Books



Farm



Horse



Teacher

Person

Things

Places

Animals

1.

1.

1.

1.

2.

2.

2.

2.

3.

3.

3.

3.

ENGLISH

ACTIVITY - 2

NOUN

Look at the picture and tick the correct noun



Thing

Animal



Place

Thing



Thing

Person



Animal

Thing



Place

Person



Person

Thing



Animal

Thing



Thing

Animal



Person

Animal



Place

Person

हिन्दी

संज्ञा की पहचान

मेरा परिचय

मेरा
पसंदीदा
शब्द

“ ”

मेरा जन्मदिनांक

MONTH	DAY



मेरी तस्वीर

मेरे पसंदीदा जानवर



मेरा पसंदीदा

School

विषय



मेरा पसंदीदा खाना



मुझे किससे खुशी मिलती है



मेरे
दोस्त



मुझे जो भयभीत करता है



पसंदीदा घूमने
की जगह



अगर मेरे
पास जादू
की छड़ी होती

मेरा खज़ाना



हिंदी

ACTIVITY - 2

चित्र को सही संज्ञा शब्द के साथ जोड़ो -



व्यक्ति

स्थान

वस्तु



व्यक्ति

जानवर

वस्तु



जानवर

स्थान

वस्तु



व्यक्ति

जानवर

पक्षी



व्यक्ति

स्थान

वस्तु



व्यक्ति

स्थान

वस्तु



व्यक्ति

जानवर

वस्तु



व्यक्ति

स्थान

वस्तु

1. ADDITION GAME

Skills Developed - Gross motor Skills, Social skills, Thinking skills, Cognitive skills.


Practice makes perfect and we know that it's true when it comes to math. So, let's practice addition with this fun "Paper Plate Addition Game".

This fine motor Math facts activity is a hands-on way for kids to practice Addition. It's so easy to set up and lots of fun.

Supplies Needed –Paper Plate, Buttons, black marker and dice.

How to make – Use black marker to draw a line across the centre of your plate. Next draw a line to divide the top half again. See the image for an illustration. Write a Plus sign between top parts

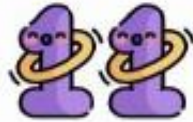
How to Play –Roll one dice, place that number of buttons in the first section of your plate. Roll the dice again. Place that number of buttons in the second section. Add the two sections together and put the correct number of buttons in the bottom half of the plate. Remove the buttons and play again



2. Unscramble the letters and write correct Number names. (Fine motor skills, analytical skills)



E N O



E N E V L E



W T O



W V E L E T



E H R T E



R I H E T T E N



R F U O



R O U F E T E N



E V F I



I F N E F T E



X I S



X I S E T N E



E V N E S



T E E N E S N E V



T G H E I



H E I G T N E E



E I N N



N E I N T E N E



N E T




W Y T E N T

E.V.S

Identify if the food is from a plant or an animal.

Sources of Food



Identify the different types of houses.

 <input type="text"/>	 <input type="text"/>	 <input type="text"/>
 <input type="text"/>	 <input type="text"/>	 <input type="text"/>

Paste the map of Jammu & Kashmir and mention 5 famous tourist places.


Draw pictures of 5 objects with creativity to spread awareness “Save Nature-Save Future”.



ENGLISH PROJECT

Title: Exploring Nouns: Fun with Words

- 1) Noun Hunt: Go on a noun hunt around the classroom or at home. Find and list as many nouns as you can.



2. Noun Sorting: Cut out pictures from magazines or draw your own. Sort them into categories: people, places, things, and ideas



MATHS PROJECT

Title: Noun Counting Adventure in Math Land

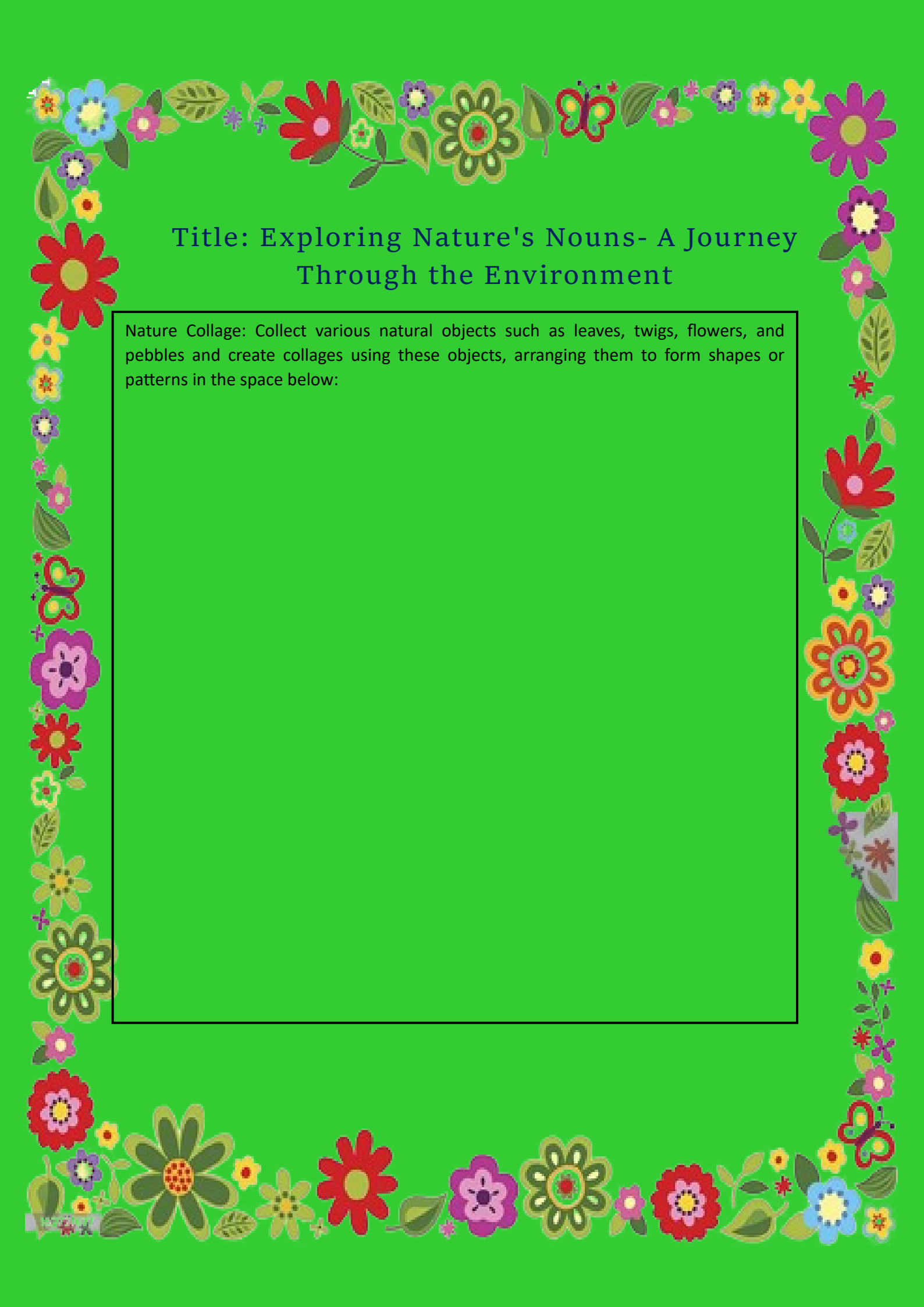
Noun Counting Game: Create flashcards with pictures of nouns (e.g., cat, house, tree) and write their names below. Count the number of nouns on each flashcard and write the total number on a separate sheet.



E.V.S. PROJECT WORK

Title: Exploring Nature's Nouns- A Journey Through the Environment

Noun Counting Game: Create flashcards with pictures of nouns (e.g., cat, house, tree) and write their names below. Count the number of nouns on each flashcard and write the total numbers in the space below:

A vibrant green background is framed by a decorative border of various colorful flowers, leaves, and butterflies. The border includes red, purple, blue, yellow, and pink flowers, green leaves, and red and purple butterflies. The title is centered in a dark blue font.

Title: Exploring Nature's Nouns- A Journey Through the Environment

Nature Collage: Collect various natural objects such as leaves, twigs, flowers, and pebbles and create collages using these objects, arranging them to form shapes or patterns in the space below:

Read the story with your parents and discuss moral of the story.



The Ant and the Grasshopper

An Aesop Fable

In a field one summer's day a Grasshopper was chirping, singing, and hopping about for fun. An Ant passed by carrying an ear of corn back to his nest.

"Why not come and chat with me," said the Grasshopper, "instead of doing all of that work?" "I am helping to store up food for the winter," said the Ant, "and suggest you do the same." "Why bother about winter?" said the Grasshopper, "We have got plenty of food at the moment." The Ant went on its way and continued its work. When the winter came the Grasshopper had no food and was dying of hunger. The Ant, however, had plenty of food to last all through the winter from his hard work in the summer. Then the Grasshopper knew —

It is best to be prepared.

कहानी पढे और अपने मित्रों को सुनाए .



एक समय एक लड़का पनीर खा रहा था, कि एक कौवा उड़कर कहीं से आया और लड़के के हाथ से पनीर कर टुकड़ा झपट कर तेजी से एक वृक्ष के ऊपर जा बैठा, और मजे से पनीर खाने लगा। तभी एक लोमड़ी उधर से गुजरी उसने कौवे की चोंच में पनीर के टुकड़े को देखा और लालच से अपने होठों पर जीभ को फेरा। लोमड़ी ने कौवे से कहा - " कौवे भाई तुम कितने प्यारे दिखते हो, तुम्हारे चमकीले पंख और नोकीली चोंच जब इतनी सुन्दर है, तो तुम्हारी आवाज कितनी मधुर होगी ? "

कौआ अपनी झूठी प्रशंसा सुन कर खुश हो गया, और जोर - जोर से कौव -कौव करने लगा। ऐसा करते ही उसकी चोंच में दबा हुआ पनीर का टुकड़ा नीचे गिर गया, जिसे लोमड़ी उठा कर भाग गई। चालाक लोमड़ी ने जाते जाते कहा - " प्यारे कौवे तुम्हारी आवाज तो बहुत अच्छी है पर बुद्धि नहीं है। "

सीख :- झूठी प्रशंसा करने वालों से बचो।



PASTE YOUR PHOTOGRAPH

